

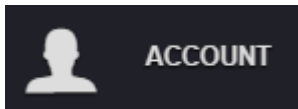
# How To Know The Expiry Date For My Services

This article will help you locate and identify the expiration dates for your hosting services with UK2.

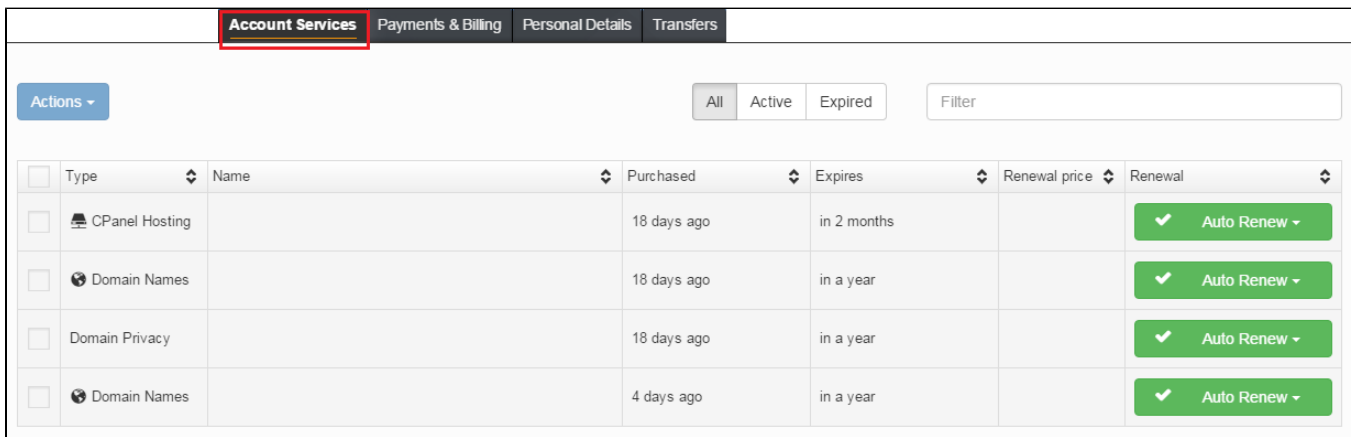
- Step 1: Log into your CHI account at <https://chi.uk2.net>
- Step 2: Click on the "Account" tab on the sidebar on the left hand side of your screen.
- Step 3: Click on the "Account Services" tab located on the menu bar at the top of your screen. A list of your services will appear for you to view.
- Step 4: Under the "Expires" column you will find a time limit within which your service will expire.
  - [Related articles](#)

Step 1: Log into your CHI account at <https://chi.uk2.net>

Step 2: Click on the "Account" tab on the sidebar on the left hand side of your screen.



Step 3: Click on the "Account Services" tab located on the menu bar at the top of your screen. A list of your services will appear for you to view.

A screenshot of the 'Account Services' tab in the CHI dashboard. The 'Account Services' tab is highlighted with a red box. Below the tabs, there is an 'Actions' dropdown menu, a filter section with 'All', 'Active', and 'Expired' buttons, and a search filter. A table lists services with columns for Type, Name, Purchased, Expires, Renewal price, and Renewal. The 'Expires' column is highlighted with a red box.

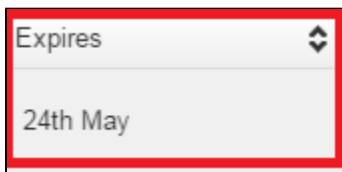
Type	Name	Purchased	Expires	Renewal price	Renewal
<input type="checkbox"/>	CPanel Hosting	18 days ago	in 2 months		<input checked="" type="checkbox"/> Auto Renew
<input type="checkbox"/>	Domain Names	18 days ago	in a year		<input checked="" type="checkbox"/> Auto Renew
<input type="checkbox"/>	Domain Privacy	18 days ago	in a year		<input checked="" type="checkbox"/> Auto Renew
<input type="checkbox"/>	Domain Names	4 days ago	in a year		<input checked="" type="checkbox"/> Auto Renew


Step 4: Under the "Expires" column you will find a time limit within which your service will expire.

A close-up screenshot of the 'Expires' column in the CHI dashboard. The 'Expires' header is circled in red. Below it, a row shows 'in 2 months' in the 'Expires' column.

Type	Name	Purchased	Expires
<input type="checkbox"/>	CPanel Hosting	18 days ago	in 2 months

\*For the specific expiration date hover your mouse over the time frame listed.



 If you have any questions or concerns please contact our support teams at any time through live chat or by submitting a support ticket from your CHI dashboard.

## Related articles

- [DNS Propagation](#)
- [How To Edit DNS](#)
- [ICANN & ICANN Verification](#)
- [Domain Registration](#)
- [How To Set Up Your Email In Thunderbird](#)