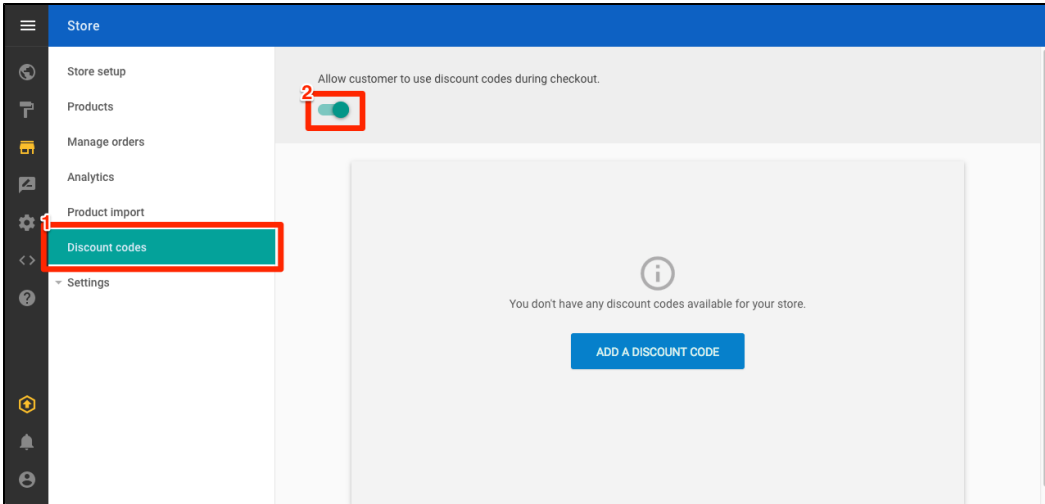


Discount Codes

Enable discount codes

To enable discount codes for your store:

1. Open Store menu and click Discount codes
2. Toggle discount codes to active



Enable discount codes

Adding a discount code

Click on Add a Discount Code or the + button to add a code.

Discount code

The code can be any combination of letters, numbers or symbols up to 255 characters. Codes are case sensitive so customers will need to type them correctly.

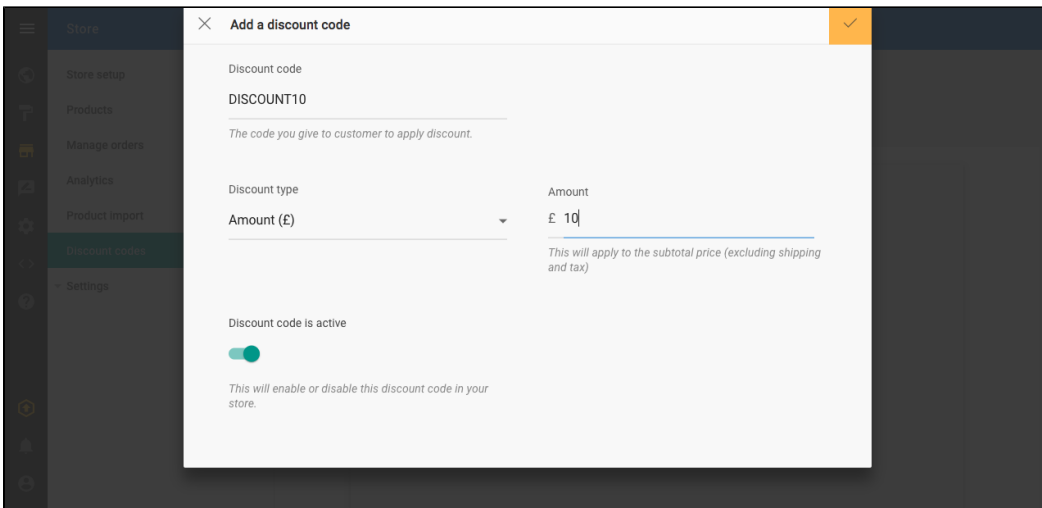
Discount type

You can create two types of discount code:

1. Percentage based discounts will take a percentage off the total value of the basket.
2. Amount based discounts will deduct a specific value from the overall cost of the basket. The value of the order can never fall below 0.

Discount code is active

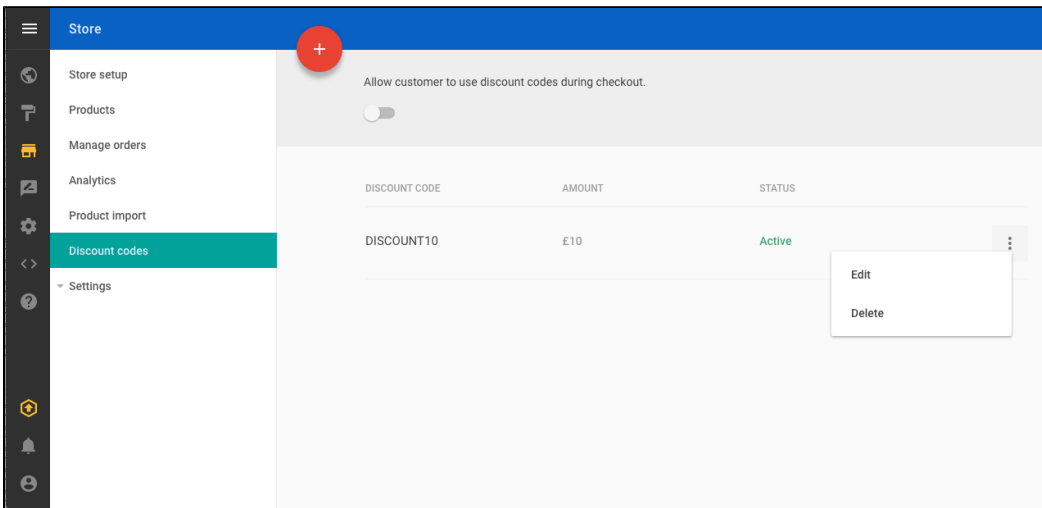
You can disable the code so that it no longer works. This can be useful if you would like to keep the code for use later, rather than delete it completely.



Add a discount code

Once you have added a code, it will be displayed in a list.

From here you can edit or delete each code by clicking the more button () at the end of each row.



Discount code list

Adding a code to an order

Store customers can enter the discount codes before they select their payment method. The discount will be applied to the contents of the basket before tax and it will be added to the breakdown of the order.

BeeKay World

SHIPPING › DELIVERY › PAYMENT

Discount Code

Have a discount code? If so, enter it below and click 'apply'.

e.g. SUMMERSALE20

Apply

Pay with Bank Transfer

Confirm

Discount code on store